



selection

GUIDE



KitchenCraft[®]
CABINETS

Let's nest.

Our homes have become our sanctuary, where we escape the pressures of everyday life. So it only makes sense that the centre of your home, your kitchen, evokes that feeling of comfort every day.

This door style and finish guide walks you through the many options available in our colour palette. Remember your selections are all about creating a refuge that's just for you - so yes you can incorporate two different colours. Can you mix a painted kitchen with a stained island? Absolutely you can!


Embody every element in your kitchen; in your home, that brings you joy. Let's nest.



INTERACTIVE DOOR VISUALIZER:

Explore different door style and finish combinations at kitchencraft.com/products

WOOD SHAKER DOORS



WOOD WIDE RAIL SHAKER DOORS



① Available in Cherry, Rustic Alder, Maple, Oak, Rift

② Available in Cherry, Rustic Alder, Maple, Oak

③ Available in Cherry, Rustic Alder, Maple, Rift

④ Available in Cherry, Rustic Alder, Maple


⑤ Available in Cherry, Maple, Oak, Rift

⑥ Available in Cherry, Maple, Rift

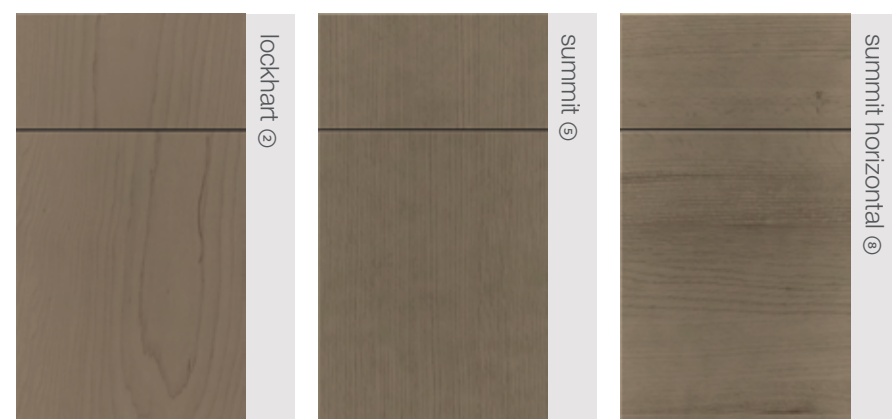
⑦ Available in Cherry, Maple

⑧ Available in Bamboo, Rift


WOOD RAISED PANEL DOORS



WOOD SLAB DOORS



WOOD BEADED PANEL DOOR



- ① Available in Cherry, Rustic Alder, Maple, Oak, Rift
- ② Available in Cherry, Rustic Alder, Maple, Oak
- ③ Available in Cherry, Rustic Alder, Maple, Rift
- ④ Available in Cherry, Rustic Alder, Maple
- ⑤ Available in Cherry, Maple, Oak, Rift
- ⑥ Available in Cherry, Maple, Rift
- ⑦ Available in Cherry, Maple
- ⑧ Available in Bamboo, Rift

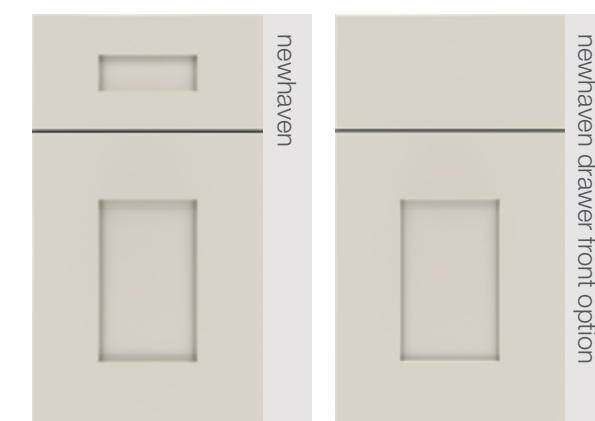
MDF SHAKER DOORS



MDF SLAB DOOR




MDF WIDE RAIL SHAKER DOORS




MDF RAISED PANEL DOORS




MAPLE AND MDF PREMIUM OPAQUE FINISHES*



MAPLE AND MDF PREMIUM OPAQUE GLAZES* ①



MAPLE AND MDF PREMIUM HAND BRUSHED FINISHES*



- ① Not available on Maple Lockhart and Maple Summit
- ② Only available on Maple

* When a painted finish is specified, the center panel may be constructed of Medium Density Fiberboard (MDF). MDF provides a smoother finish when painted, and is more resistant to warping, expansion, and contraction.




◀ INTERACTIVE DOOR VISUALIZER:

Explore different door style and finish combinations at kitchencraft.com/products

MAPLE STANDARD & PREMIUM STAIN FINISHES



MAPLE PREMIUM STAIN GLAZES




- * Premium Finish
- ① Not available on Lockhart and Summit
- ② Only available on Rift door style

OAK AND RIFT STANDARD & PREMIUM STAIN FINISHES




RIFT PREMIUM HAND BRUSHED FINISHES




INTERACTIVE DOOR VISUALIZER:

Explore different door style and finish combinations at kitchencraft.com/products

RUSTIC ALDER STANDARD AND PREMIUM STAIN FINISHES




RUSTIC ALDER PREMIUM STAIN GLAZES ①




* Premium Finish
① Not available on Lockhart
② Not available on Lockhart and Summit


CHERRY STANDARD AND PREMIUM STAIN FINISHES



CHERRY PREMIUM STAIN GLAZES ②



BAMBOO SLAB DOOR



BAMBOO STANDARD & PREMIUM STAIN FINISHES




PURESTYLE™ SHAKER DOORS



PURESTYLE STANDARD SATIN FINISHES



PURESTYLE PREMIUM TEXTURED WOODGRAIN FINISHES



◀ INTERACTIVE DOOR VISUALIZER:

Explore different door style and finish combinations at kitchencraft.com/products

THERMOFOIL SLAB DOORS



THERMOFOIL BEADED PANEL DOORS




THERMOFOIL SHAKER DOORS



THERMOFOIL RAISED PANEL DOORS



THERMOFOIL STANDARD TEXTURED FINISHES ①




THERMOFOIL PREMIUM SATIN FINISHES ①



THERMOFOIL PREMIUM WOODGRAIN FINISHES



THERMOFOIL PREMIUM TEXTURED WOODGRAIN FINISHES




THERMOFOIL PREMIUM GLOSS ②



① Not available on Soho Horizontal
② Only available on Soho

MELAMINE SLAB DOORS



MELAMINE STANDARD FINISHES ①



MELAMINE PREMIUM WOODGRAIN FINISHES ①




MELAMINE PREMIUM TEXTURED WOODGRAIN FINISHES




① Not available on Contempra Horizontal


ACRYLIC SLAB DOORS



ACRYLIC PREMIUM 3D ALUMINUM LOOK EDGE FINISHES



ACRYLIC PREMIUM TWO PART LAYERED-BRUSHED ALUMINUM LOOK EDGE FINISHES



INTERACTIVE DOOR VISUALIZER:

Explore different door style and finish combinations at kitchencraft.com/products

ALUMINUM FRAME DOORS



DOOR PROFILE OPTION



profile 2



profile 3



profile 7

DOOR FRAME FINISHES



natural aluminum




brushed stainless


STANDARD GLASS INSERT OPTIONS



clear



listral



reeded



satin


METALLIC FINISH INSERT OPTION



aluminum




brushed stainless



platinum ice

BACK PAINTED GLASS INSERT OPTIONS



white gloss




sand gloss



slate gloss



black gloss



white matte



sand matte



slate matte



black matte



peace of mind

When it's your forever home, the physical structure and rigidity of your cabinets should be first and foremost. That's why Kitchen Craft provides durability you can count on. We stand behind the craftsmanship of each cabinet with a Lifetime Warranty. Rest assured, your investment is protected for as long as you own your home.



BUILT IN CONFIDENCE

All Kitchen Craft base cabinets feature full extension, hardwood dovetail drawer boxes with undermount SmartStop™ guides. You're guaranteed a gentle close everytime!

specifications

		STANDARD	ALL PLYWOOD UPGRADE*
SIDES	5/8" furniture board sides	•	
	5/8" plywood* sides		•
TOP & BOTTOM	5/8" furniture board top and bottom	•	
	5/8" plywood* top and bottom		•
BACK	3/16" hardboard back with 5/8" thick mounting strips	•	
	3/16" plywood* back with 5/8" thick mounting strips		•
SHELVES	5/8" adjustable furniture board shelves	•	
	5/8" adjustable plywood* shelves		•
INTERIOR	White or Natural melamine cabinet interior	•	
	Natural plywood* cabinet interior		•
HINGE**	Fully concealed, six-way adjustable Smart Stop™ soft-closing hinge	•	•
	170° hinge	Upgrade	Upgrade
DRAWER**	Hardwood dovetail drawer with undermount, full extension SmartStop™ guides	•	•
	Metal drawer with with undermount, full extension SmartStop™ guides	Optional	Optional



**** Downgrade to Basic Modifications also available:**

HINGE Non-soft close hinge

DRAWER Melamine drawer with 3/4 extension, Non-soft close

Melamine drawer with full extension SmartStop™ guides

◀ ALL PLYWOOD UPGRADE

* All plywood components meet ANSI/HPVA HP-1 standards, and may contain MDF or particleboard.



Part of the
MasterBrand™
Family

kitchencraft.com
#KitchenCraftCabinetry
©2019 MasterBrand Cabinets, Inc.

Product photography and illustrations have been reproduced as accurately as printing technologies permit. To ensure highest satisfaction, we strongly recommend you view an actual sample for best colour, wood grain and finish representation.

Styles, product availability and construction may vary slightly from those shown in this catalog due to material availability and/or design evolution. Specifications are subject to change without notice. For more details, see www.kitchencraft.com or contact your designer.